



Maintenance Schedule

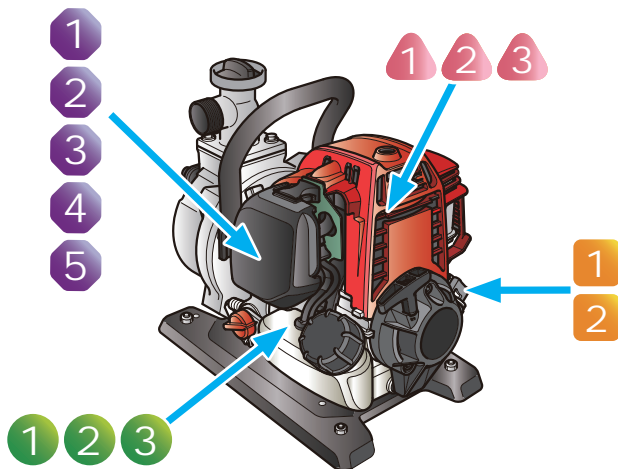
Check: Check Change: Change Clean: Clean Check-adjust: Check-adjust Grease up: Grease up

Regular Service Period	Before each use	First or 10 Hours	Every 3 months or 25 Hours	Every 6 months or 50 Hours	Every year or 100 Hours	Every 2 years or 300 Hours
Engine oil	Check	Change		Change		
Air Cleaner	Check		Check			
Bolts and nuts	Check					
Spark plug					Check-adjust	Change
Engine cooling fin				Check		
Fuel tank and filter				Check		
Idle speed					Check-adjust	
Valve clearance					Check-adjust	
Combustion chamber						
Fuel tube						
Oil tube						
Impeller						
Impeller clearance					Check	
Pump Inlet valve					Check	

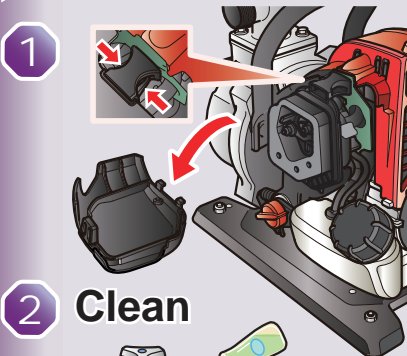
Take the Pump to your Honda servicing dealer.

After every 300 hrs.
Every 2 years
Replace if necessary

* Service more frequently when used in dusty areas .



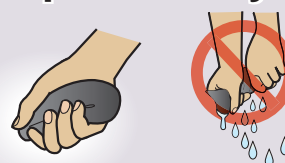
Air Cleaner



2 Clean



3 Squeeze / Dry



4 Oil

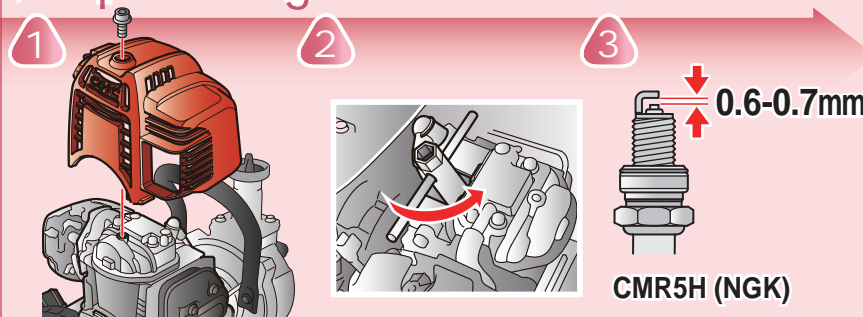


5 Squeeze

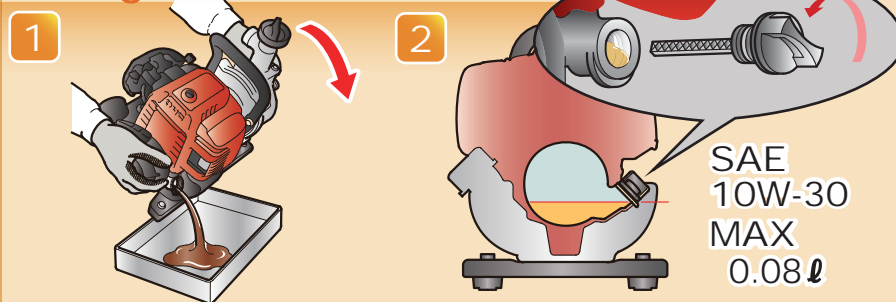


* Read and understand the Owner's Manual before operating the Pump.

Spark Plug



Engine Oil



Storage

